

IGrid VE II Series

Hybrid Energy Storage Inverter



Product Snapshot

Model: 3-5.5kW
 Nominal Voltage: 220/230/240VAC
 Frequency Range: 50Hz/60Hz




Touch Display Screen



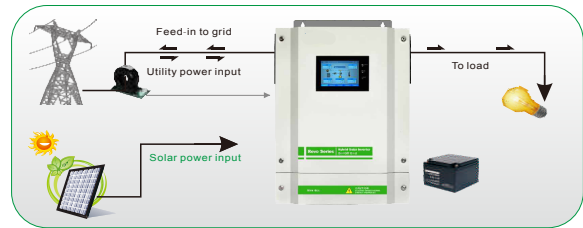
Dust Proof

Hybrid Operation

With battery connected




Without battery connected



Key Features:

- Touch screen display.
- PV and utility power the load at same time (can setting).
- Output power factor $PF=1.0$.
- On&Off Grid with energy storage.
- Energy generated record, load record, history information and fault record.
- Structure with dust filter.
- AC charging start and stop time setting.
- External Wi-Fi device optional.
- Parallel operation up to 9 units .
- Connected with battery optional.
- Wide PV input range 120-450VDC.
- Independent CPU.
- MAX PV Array power 5000W.
- Solar and Utility supply power to the load When solar power is not sufficient to load.
- The CT sensor will monitor the power consumption of the system and will make sure no excess PV power is delivered to the Grid.





- A AC input
- B AC output
- C PV input
- D ON/OFF switch
- E DC input
- F Parallel connection terminal
- G CAN
- H Dry contactor
- I CT
- J Wifi
- K RS232
- L USB



■ Single phase output up to 49.5KW using 9 units

■ Three phase output using either 3 units(16.5KW)or max 9 units(49.5KW)



IGrid VE II Series

Wall Mounted Integrated Solar Power Inverter Technical Specification Built-in MPPT Solar Controller

MODEL	IGrid VE II 3KW 24V	IGrid VE II 3.2KW 48V	IGrid VE II 5.5KW 48V
Max PV Array Power		5000W	
Rated Output Power	3000W	3200W	5500W
Maximum PV Array Open Circuit Voltage		500VDC	
MPPT Range @ Operating Voltage		120-450VDC	
GRID-TIE OPERATION			
GRID OUTPUT (AC)			
Nominal Output Voltage		220/230/240VAC	
Output Voltage Range		184-265VAC	
Nominal Output Current	13.6A/13.0A/12.5A	14.5A/13.9A/13.3A	25A/23.9A/22.9A
Efficiency		Up to 93.5%	
OFF-GRID, HYBRID OPERATION			
GRID INPUT			
Acceptable Input Voltage Range		120-280VAC or 170-280 VAC	
Frequency Range		50Hz/60Hz (Auto sensing)	
BATTERY MODE OUTPUT (AC)			
Nominal Output Voltage		220/230/240VAC	
Output Wave form		Pure sine wave	
BATTERY & CHARGER			
Nominal DC Voltage	24VDC	48VDC	
Maximum Solar Charge Current		90A	
Maximum AC Charge Current		60A	
Maximum Charge Current		90A	
Emergency output power			
Maximum output Power	3000W	3200W	5500W
Surge Power	6000W	6400W	11000W
Automatic Transfer Time		<8ms	
GENERAL			
INTERFACE			
Parallel Function		Yes	
Communication		USB or RS232/Dry-Contact	
ENVIRONMENT			
Humidity		0~90% RH (No Condensing)	
Operating Temperature		0 to 50 °C	
Net Weight(KG)	11.75		11.9
Gross Weight(KG)	12.75		13.1
Dimension (W x D x H)mm		345x476x133.2	